

How to build a pipeline of next-generation conservation leaders

Capacity Building Working Session

Session Hosts: Chelsea Phillippe, Devin Landry, Matthew McKinney, Shawn Johnson

Session Facilitators: Chelsea Phillippe, Devin Landry, TBD

Session Description:

To realize the promise of collaborative conservation, we need to build a pipeline of next-generation conservation leaders. This means equipping people with the knowledge, skills, and abilities to work effectively across scales, sectors, and disciplines. In this session, participants will:

- Learn about some of the types of programs, trainings and continual learning opportunities focused on collaborative conservation and collaborative leadership;
- Explore case studies to provide a closer look into what's working and where there are remaining gaps and needs;
- Engage in a panel discussion on lessons learned, existing career paths, and guidance for the next generation of collaborative conservation leaders;
- Work together to identify key elements of success and provide guidance on next steps.

Case study presenters and panelists will represent a variety of perspectives and experiences, including students, practitioners, agency partners, and others.

Session Outline:

2:30 - 2:35

Introductions and Overview of Session Objectives and Agenda

Chelsea Phillippe and Devin Landry

- Frame purpose and objectives
- Connect to the work of WCCN and other
- s engaged in capacity building and leadership development
- Connect to a pre-workshop survey of students studying conflict resolution throughout the intermountain west focused on knowledge of existing opportunities and gaps/needs in their pursuit of careers as conservation leaders.

2:35 - 2:55

Case Studies

Moderated by Chelsea Phillippe

Case study presenters: Devin Landry, Agency Rep (TBD), Practitioner Rep (TBD)

- Provide an in-depth look at three conservation leader pathways.
- Capture insights, experiences, successes, and lessons learned.

2:55 - 3:15

Panel Discussion

Moderated by Devin Landry

Panelists: Two practitioners and two students (TBD)

- Provide broader insights focused on key questions:
 - Why is this conversation important?
 - What opportunities are currently available?
 - What's working? What's not?
 - What advice do panelists have for participants in the room?

3:15 - 3:40

Breakout Activity

Tables of 6-8 participants each will be facilitated by session hosts and students

- Ask each person to introduce themselves and share the top 1-2 insights from the case study presentations and panel discussion
- Discuss and capture each small group's top 3 elements of success
- Discuss and capture each small group's top 3 suggestions for next steps to keep this conversation going. Capture not just what should be done, but who should lead/facilitate it (e.g., WCCN, other program or organization, etc.)

3:40 - 3:55

Share Results of Breakout Activity

Devin Landry

- Participants share results of each group's 3 overall takeaways and 3 next steps using sli.do or Poll Everywhere
- Participants prioritize the top 3 overall takeaways and next steps

3:55 - 4:00

Session Wrap Up

Chelsea Phillippe

- Capture and share key take-aways and next steps
- Thank participants and provide information on how to stay involved

Case Studies:

1. Devin Landry – Fellow, Center for Natural Resources & Environmental Policy, University of Montana, devin.landry@umontana.edu
2. TBD: Agency perspective
3. TBD: Practitioner perspective (Academic, NGO, Landowner)

Panel Discussion:

1. Shawn Johnson -- Managing Director, Center for Natural Resources & Environmental Policy, University of Montana, shawn.johnson@mso.umt.edu
2. TBD: (maybe Ethan Kunard, Montana Watershed Coordination Council / Jonathan Peterson, Network for Landscape Conservation)
3. Chelsea Phillippe - Student, Natural Resources Conflict Resolution Program, University of Montana, chelsea.phillippe@umontana.edu
4. TBD: CSU Student

Small breakout group activity: Student facilitators lead table discussions to produce 3 takeaways & 3 next steps.


Technology & Materials: (add to list below as needed)

Flip charts, sticky notes and pens
PA & microphone

Bio of Host(s) and Case Study Presenters: (text should be 80-100 words and include a portrait photo)

(insert host photo below)


(insert host bio text below)



Host

(insert host photo below)


(insert host bio text below)



Host


(insert presenter photo below)

(insert presenter bio text below)



Presenter


(insert presenter photo below)



(insert presenter bio text below)

Presenter

(insert presenter photo below)



(insert presenter bio text below)

Presenter